
SEND Special
Educational Places
Plan 2021-24
Update

London Borough
of Barnet

Updated October 2022

SEND Special Educational Places Plan. Update - October 2022

1. Introduction and context

In Barnet, we are committed to offering high quality special educational needs provision, including specialist places in the borough for our children and young people who have an Education, Health and Care Plan.

We want to ensure we have enough places within our borough wherever possible. We firmly believe that children and young people should be educated within or as close to their local communities as is possible.

The purpose of this document is to provide an update on our progress following previous Special Places Plan consultations.



We have been actively working with parent carers, schools and other professionals, including Health and Social Care, to plan what provision we need in Barnet in the future. We use a number of different data sources, information from placement panels and feedback from different groups and agencies to inform our decisions about the provision we need.


The number of children and young people the Council supports through an Education, Health and Care Plan has increased significantly since the introduction of the Children and Family Act (2014). This is not surprising given the threshold for a Statutory Education, Health and Care, Needs Assessment (EHCNA) was lowered and at the same time the age range of those eligible was increased to 0-25 years.

2. Update on progress of specialist places plan proposals since November 2021.

In response to the growing need for specialist places, we initially developed and consulted on a Specialist Places Plan in 2019 and have updated this in subsequent years. Our key proposals are set out in table 2 below with an update for each.

Table 1. Progress on Special Places Plan 2021

2021 Proposal	Progress	Comment
Expansion of existing provision at Oakleigh and Oak Lodge special schools and at Kisharon special school		We have increased commissioned numbers from <ul style="list-style-type: none">• 200 to 215 at Oak Lodge.• 105 to 113 at Oakleigh.• 52 to 72 at Kisharon.
Increasing the number of placements at the purpose-built Additional Resource Provision (ARP) at Whitefield secondary school	Paused.	The building has been completed. Space is currently being used by a Mapledown cohort given the high demand for specialist school places. Further consideration will be needed as to the best use of this space.
Opening a new Secondary ARP for Cognition and Learning needs in 2022 in Friern Barnet School		Proposal to admit 10 children per year group therefore rising to 50 places by 2026. Opened in September 2022.

Opening a new annex to an existing Special School with provision for pupils aged from 5 to 18 with complex special educational needs, including learning needs, Autism and associated social, emotional and mental health needs.		The is the new Grasvenor site for Northway Special School providing an additional 17 places from September 2022, rising from 125 in 2021 to 196 by 2025. There were 10 Year 7 admissions in September 2022 and further key stage 3 placements to be made as each academic year moves forward.
Opening a new Additional Resource Provision (ARP) for Cognition and Learning needs in a mainstream primary school in 2023	On track	We have identified the funding to repurpose existing space within one of our mainstream primary schools. Expressions of Interest have been sent to schools for a 28 Place ARP. We will have identified the school by the end of 2022 and plan the remodelling works, with the aim for opening in September 2023.
For young people aged 19 to 25 years with SEND, we are proposing the expansion of specialist Learning Difficulties provision at Barnet and Southgate College.		We have commissioned 300 places at the College. This will be kept under review to match demand.
Increase the number of post 16 places at Oak Lodge special school		Repurposing of Edgware site for Oakbridge Post 16 including accommodation to host Post 16 Oak Lodge pupils for an increased 15 places.
Develop a new all-through special school to cater for the needs of children and young people with autism ('The Windmill'). This will provide 90 places from Key Stage 1 to Key Stage 5. We are planning for this to open in October 2023 and will be at full capacity by 2028/29.	Delayed	The build is being led by the DfE. They have recently advised the Council of a delay to the opening from October 2023 to February 2024. We are in conversations with the DfE to discuss contingency plans. This could include utilisation of satellite as a temporary measure until the school site is ready.
Continuing to explore and develop pathways for post-16, including Supported Internships.		We have 30 young people on supported internship programmes.
Continuing with existing plans to increase numbers of places at new and existing ARPs: Coppetts Wood, Chalgrove, Claremont (8 primary places) and Whitefield (8 places).		Claremont now offering 12 primary places, Coppetts Wood is now offering 15 primary places, Chalgrove is now offering 14 primary places. Whitefield: We are considering best use of this purpose build space to address demand.
Increasing numbers of Early Years places at Oakleigh special school (6 places).		We have increased commissioned numbers from 105 to 113 at Oakleigh.

3. The increase in numbers of EHCPs maintained by the Council since 2015 and the current position.

Table 2 below shows the increase of the number of EHCPs the Council maintains since 2015. Numbers for London and England have also been included for information.

You will see there has been a high variation between years for children under the age of 5 with an EHCP although overall the number has remained broadly the same (118 in 2015 and 114 in 2022). We are aware of a significant number of children coming through in the early years who are eligible for SENIF funding and further work will be needed to inform demands going forward for this cohort.

With the exception of 2018 the 5-11 age group has seen a rise in numbers in Barnet every year since 2015. The biggest increase was between 2021 and 2022 when the numbers in the age group rose by 143, an increase of 14%.

Whilst the 11- 15 has seen an increase each year, increases were broadly stable between 2017 and 2022 with a growth of between 58 to 73 each year.

The 16-19 cohort has also increased each year with the exception of 2019. The increase peaked in 2018 with an increase of 107. As would be expected this cohort has since levelled off with an increase of 55 in 2022.

There was a decrease in the 20-25 age group in 2019 of 55, otherwise a stable cohort with an increase of 68 in 2020, reducing to 55 in 2022.

Table 2: Number of EHCPs maintained in England, London and Barnet, from 2015 – 2022¹.

2015						
	Under 5	Age 5 to 10	Age 11 to 15	Age 16 to 19	Age 20 to 25	Total
England	11,250	91,045	112,340	25,538	10	240,183
London	2,142	16,355	17,552	5,053	2	41,104
Barnet	118	723	665	225	0	1,731
2016						
	Under 5	Age 5 to 10	Age 11 to 15	Age 16 to 19	Age 20 to 25	Total
	10,513	92,213	111,225	41,300	1,064	256,315
	2,140	16,940	17,478	6,920	230	43,708
	80	753	675	309	0	1,817
Annual change from previous year	-38	plus 30	plus 10	plus 84	no change	plus 86
2017						
	Under 5	Age 5 to 10	Age 11 to 15	Age 16 to 19	Age 20 to 25	Total
England	11,629	97,379	112,540	58,034	7,708	287,290
London	2,182	17,929	17,882	9,202	1,359	48,554
Barnet	97	780	733	386	92	2,088
Annual change from previous year	plus 17	plus 27	plus 58	plus 77	plus 92	plus 271
2018						
	Under 5	Age 5 to 10	Age 11 to 15	Age 16 to 19	Age 20 to 25	Total
England	12,516	105,689	117,354	70,084	14,176	319,819
London	2,285	19,647	18,580	11,062	2,401	53,975
Barnet	59	764	766	493	174	2,256
Annual change from previous year	-38	-16	plus 33	plus 107	plus 82	plus 168
2019						
	Under 5	Age 5 to 10	Age 11 to 15	Age 16 to 19	Age 20 to 25	Total
England	14,094	117,222	126,332	77,587	18,760	353,995
London	2,625	21,382	20,185	12,209	3,271	59,672
Barnet	131	835	818	469	119	2,372
Annual change from previous year	plus 72	plus 71	plus 52	-24	-55	plus 116
2020						
	Under 5	Age 5 to 10	Age 11 to 15	Age 16 to 19	Age 20 to 25	Total
England	15,398	128,764	137,639	83,095	25,213	390,109
London	2,936	23,295	21,794	13,232	4,596	65,853
Barnet	151	925	884	535	187	2,682
Annual change from previous year	plus 20	Plus 90	plus 66	plus 66	plus 68	plus 310
2021						
	Under 5	Age 5 to 10	Age 11 to 15	Age 16 to 19	Age 20 to 25	Total
England	16,536	142,342	151,572	90,715	29,532	430,697
London	3,009	25,475	24,029	14,200	5,480	72,193
Barnet	128	997	950	568	256	2,899
Annual change from previous year	-23	plus 72	plus 66	plus 33	plus 69	plus 217
2022						
	Under 5	Age 5 to 10	Age 11 to 15	Age 16 to 19	Age 20 to 25	Total
England	18,054	154,940	167,305	98,647	34,309	473,255
London	3,067	27,467	26,178	15,206	6,285	78,203
Barnet	114	1,140	1,023	623	311	3,211
Annual change from previous year	-14	Plus 143	plus 73	plus 55	plus 55	plus 312
Total number change since 2015	-4	plus 417	plus 358	plus 398	plus 311	plus 1480
Percentage increase since 2015	3.38%	57.67%	53.83%	176.88%	N/A	85.49%

¹ Source <https://explore-education-statistics.service.gov.uk/data-tables/fast-track/26a49e1d-c579-47c4-af7d-0aee82bb16fb>

As expected, given the increase in eligibility, the total increase in the number of EHCPs maintained by Barnet since 2015 has increased by 85.49%.

Table 3. Growth in EHCPs since 2015.

	2015	2016	2017	2018	2019	2020	2021	2022
England	240,183	256,315	287,290	319,819	353,995	390,109	430,697	473,255
London	41,104	43,708	48,554	53,975	59,672	65,853	72,193	78,203
Barnet	1,731	1,817	2,088	2,256	2,372	2,682	2,899	3,211

Prior to 2014, where a pupil had a Statement of Special Educational Need (SEN) and went on to Further Education, their SEN lapsed. Therefore, the overall increase is not reflective solely of the statutory school age cohort. If you remove the 16+ cohort, the 0-15 age group has increased by 51.89%. Whilst this does not change the overall demand; it needs to be taken into account when forecasting needs for specialist places across the statutory school age range.

As can be seen from table 4 below (highlighted), the majority of these learners will be able to have their needs met in mainstream (currently 45.74%).

A smaller number (currently 25.37%) will require specialist placement within an ARP or a Special School.

Table4: Numbers of children and young people with an EHCP by type of provision (October 2022.)

Type of provision	0-4	5-18	19+
ARP	18	231	1
Mainstream	59	1307	15
Special/AP	33	725	28
FE and apprenticeships	0	139	286
Other	16	455	113
Total	144	2857	443

Table 5 below shows the percentage of children and young people with an Education, Health and Care Plan according to their main area of special educational need. The most prevalent type of need in Barnet is Autism at 39.92%, followed by speech, language and communication needs (18.29%) and then Social, Emotional and Mental Health (SEMH) needs at 15.27% (highlighted in the table)

Table 5: Numbers of children and young people by % of main type of need (October 2022)

Area of need		0-4	5-18	19+	Total
Cognition & Learning	Specific Learning Difficulties	0.09%	3.02%	0.38%	3.48%
	Moderate Learning Difficulties	0.15%	7.20%	1.80%	9.15%
	Severe Learning Difficulties	0.20%	1.57%	0.32%	2.09%
	Profound and Multiple Learning Difficulties	0.12%	0.61%	0.26%	0.99%
Communication & Social Interaction	Speech, Language and Communication	0.87%	14.29%	3.14%	18.29%
	Autistic Spectrum Disorder	2.44%	34.52%	2.96%	39.92%
SEMH	Social, Emotional & Mental Health	0.00%	13.07%	2.21%	15.27%
Sensory/Physical (including Health)	Hearing Impairment	0.00%	1.36%	0.17%	1.54%
	Visual Impairment	0.00%	1.05%	0.23%	1.28%
	Multi-sensory Impairment	0.00%	0.38%	0.03%	0.41%
	Physical Difficulties	0.06%	4.56%	1.13%	5.75%
	Medical	0.03%	0.99%	0.20%	1.22%
	Other	0.09%	0.49%	0.03%	0.61%
	Total	4.04%	83.10%	12.86%	100.00%

4. Forecasting of future predicted numbers by need, type and age.

In order to ensure we have sufficiency of specialist places we use a range of ways to predict future needs. This allows us to identify any potential increase in demand early so we can plan accordingly.

Predicted needs are informed by looking at the number of young children we have in Barnet currently by age, need type and placement. We then track their movement through the different age groups and also add additional numbers for growth.

Forecasting needs is complex and there is no simple way of doing this to predict exact figures, that is why annual analysis is required to identify any anomalies or trends.

There has been little change in the percentage of EHCPs by type of need over the last three years, based on existing trends we would expect the number of children with a diagnosis of Autism to increase. This does not necessarily mean that the overall percentage of children who require specialist autism provision will change as most of these children and young people will be able to have their needs met in mainstream.

5. Next Steps.

Further analysis will take place over the next 6 months in order to determine the predicted growth in more detail, including use of early years funding to identify the expected growth of needs in early years settings and moving forward into school age provision.

It is likely we will need to develop further specialist provision in addition to that outlined in section 2. Where that is the case, we will of course go through a formal consultation and liaise closely with colleagues to identify capital monies needed.

Appendix 1 for current spend on capital projects.

Please note

- Note (1) - £2,564,675.53 of unallocated funds and £6,615,415.00 of additional grant funding 2022/23 (£9,180,090.53 in total) will be allocated towards the cost of the expansion of special school places (subject to the findings of feasibility studies).
- Note (2) - The 2022/23 and 2023/24 figures are initial estimates.
- Note (3) – Any additional capital costs will need to be met by the council as the Special Provision Grant is currently capped at £14.6M

Capital allocated.

School	Category	2019/20 Use of the Special Provision Fund	2020/21 Use of the Special Provision Fund	2021/22 Use of the Special Provision Fund	2022/23 Use of the Special Provision Fund	2023/24 Planned use of the Special Provision Fund
Whitefeild Secondary Academy	Resourced Provision (ASC)	£1,650,037.00	£73,000.00	£31,675.64	£175,000.00	
Northway Special School	Special Provision (MLD)		£222,000.00			
Queenswell Infant (Phase 1)	Special Provision – satellite class for Oakleigh (SLD)		£702,135.00			
Queenswell Infant (Phase 2)	Special Provision – satellite class for Oakleigh (SLD)				£728,000.00	
Oakleigh Special School (Phase 1)	Special Provision (SLD)	£162,427.00				
Oakleigh Special School (Phase 2)	Special Provision (SLD)	£4,698.00	£16,000.00	£133,686.09	£204,000.00	£1,340,000.00
Clarmeont Primary School	Resourced provision (ASD)	£159,833.00	£60,000.00	£34,368.00	£1,632.00	
Northgate PRU (Phase 1)	Pupil Referral Unit (SEMH)		£17,000.00			
Northgate PRU (Phase 2)	Pupil Referral Unit (SEMH)				£63,840.00	
Broadfeild Primary Academy	Additional Resourced Provision (Cognition and Learning)			£562,556.65	£587,553.00	£30,795.00
Copthall Secondary Academy	Special Provision – satellite class for Mapledown (SLD/PMLD)			£277,388.62		
Edgware Primary (Phase 1)	Post 16 – Oak Bridge			£212,895.83		
Edgware Primary (Phase 2)	Post 16 – Oak Bridge			£308,082.42		
Woodridge Primary	Primary Pupil Referral Unit			£11,220.20		
Northway Special School (Grasvenor Phase 2)	Special Provision (MLD/SLD/ASD)			£22,711.85	£701,120.00	
UnderHill	Special Provision (MLD/SLD/ASD)				£312,000.00	
Oak Hill	Special Provision (SEMH)				£74,800.00	
Friern Barnet Lift	Resource Provision (Cognition & Learning)				£24,000.00	£200,000.00
Windmill	Special Provision (ASD)					£1,000,000.00
Claremont Primary School (Rebuild)	Resource Provision (ASD)					£1,000,000.00
Additional L&C Primary ARP	Resource Provision (Cognition & Learning)					£80,000.00
Remaining Unallocated Funds						£2,564,675.53
22/23 Additional Grant Funding received						£6,615,415.00
Total		£1,976,995.00	£1,090,135.00	£1,594,585.30	£2,871,945.00	